


Archway Partnership

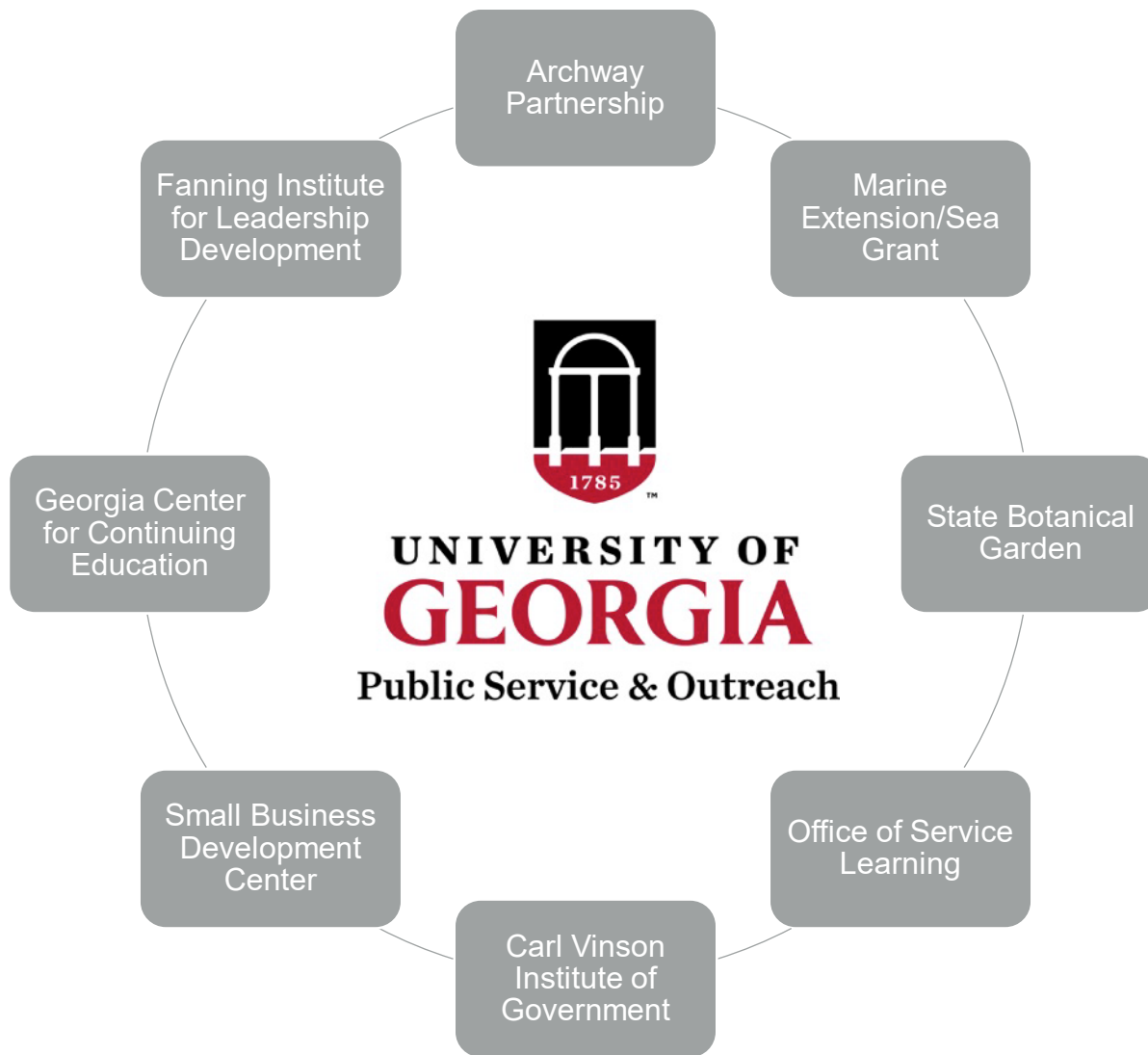


UNIVERSITY OF
GEORGIA



The Archway
Partnership **connects**
communities with
higher education
resources to address
locally-identified
community and
economic development
issues.





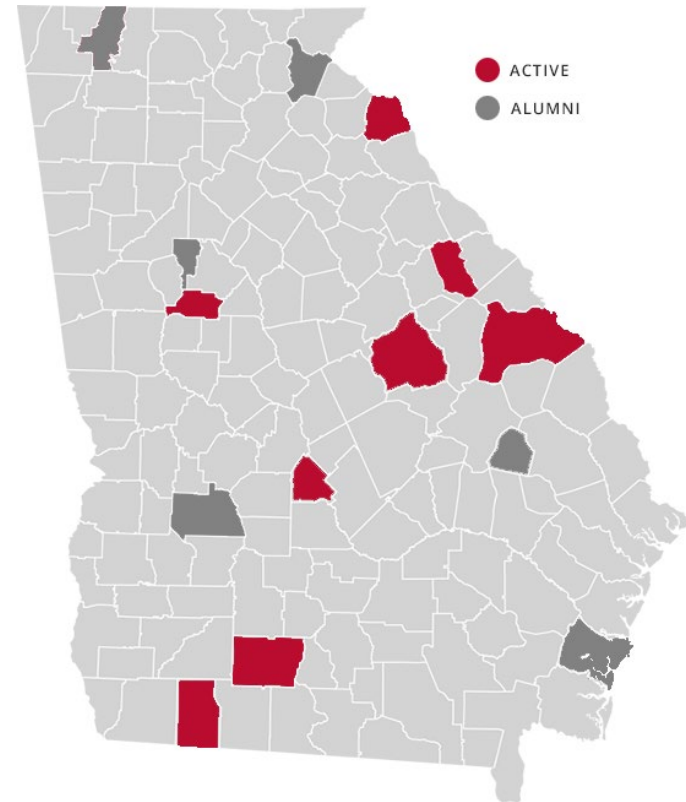
WHERE WE WORK

ACTIVE

Burke
Colquitt
Grady
Hart
Pulaski
Spalding
McDuffie
Washington

ALUMNI

Candler
Clayton
Glynn
Habersham
Sumter
Whitfield



WHAT WE DO

COMMUNITY-BASED
SERVICE

STUDENT EXPERIENTIAL
LEARNING OPPORTUNITIES

FACULTY RESEARCH
APPLIED TO CRITICAL
COMMUNITY ISSUES



What is a resilient community?

a community with the ability to utilize and strengthen its assets to withstand, adapt to, and recover from adversity









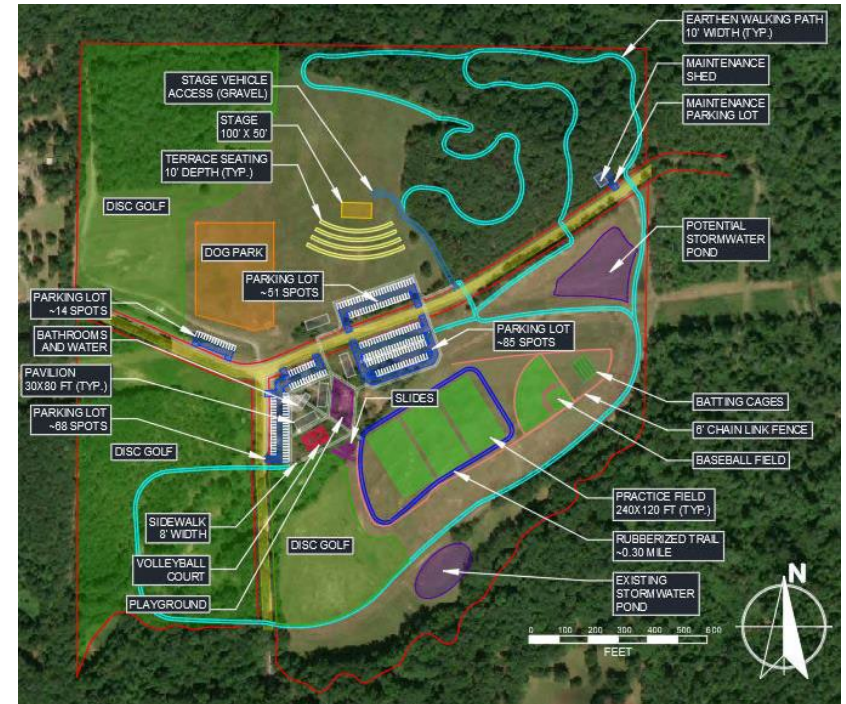


HOW WE WORK









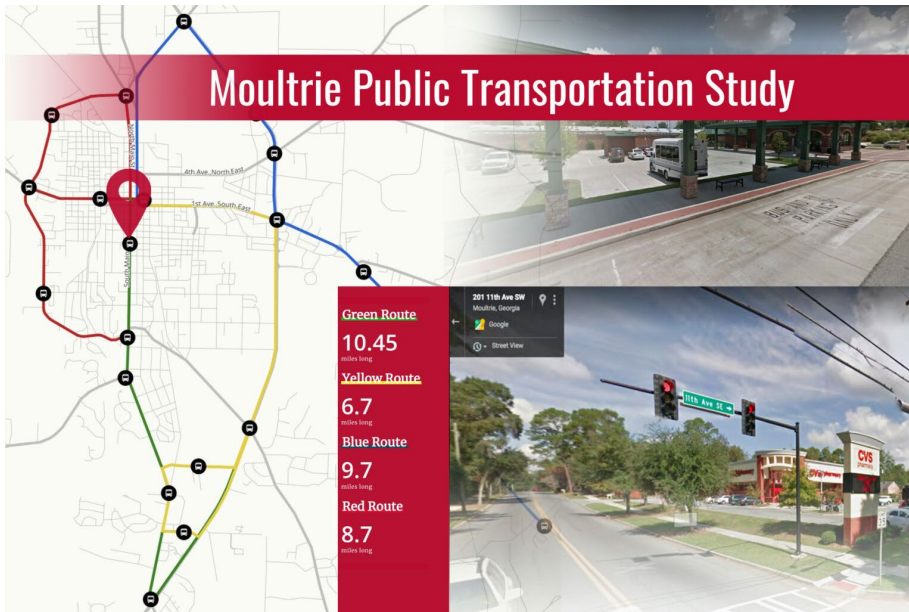
UGA HELPS GEORGIA HOSPITALS

*Archway Paternership
Supports Rural Georgia*



Promo





A NEW WAY TO PARTNER...



Connected Resilient Communities

- An **economic development designation** to distinguish forward-thinking, resilient communities
- 12-18 month engagement with incremental recognition
- Collaborative process with community members and UGA faculty and students
- Connectedness to the university and peer communities




Develop and implement a
tailored, responsive resiliency plan.



COMMUNITY
ENGAGEMENT



DATA ANALYTICS



THREE RESILIENT
PROJECTS



Resilient Project Areas

CyberArch Data & Connectivity

Community Expertise

Education & Workforce Development

Health & Wellness

Housing

Community Leadership

Agriculture & Food Security

Economic Development

Emergency Preparedness

Resilient Infrastructure







SILVER



GOLD



PLATINUM



What to expect...

Applications open Winter 2022

Local Steering Committee

Team Leader & Community Champion

Archway navigator

Commitment of 1-2 years

One project at a time



Questions? Thank You!

Michelle Elliott, DPA
Director
mwe@uga.edu

Brittany Standifer, MPA
Archway Professional
brittany.standifer@uga.edu

